



UniFiji

The University of Fiji



UniFiji

The University of Fiji

Umanand Prasad School of Medicine and Health Sciences

“Path to Service and Care for Health”

Contact Details

The University of Fiji
Private Mail Bag
Lautoka, Fiji Islands




Saweni Campus

T: + 679 664 0600
M: + 679 999 9100
F: + 679 664 0700
Private Mail Bag, Lautoka

Samabula Campus

T: + 679 337 3614
M: + 679 999 9111
F: + 679 3371084
P.O Box 4245
Samabula, Suva

www.unifiji.ac.fj
info@unifiji.ac.fj

Find us on:   

**Work Ready. Global Ready.
Future Ready.**

Flexible • Innovative • Affordable • Contemporary • Futuristic



**Public Health &
Primary Health Care**

Path to Service and Care for Health

Programme Aim and Objectives

This programme introduces and consolidates fundamental Public Health and Primary Health Care Concepts and is designed for health professionals from a broad range of backgrounds and disciplines. Students will define, assess critically and resolve public health and community problems.

Furthermore, the course will cater significant range of in-country and international health services that will enhance professional competence, values and behaviors that are inherent to the discipline of Public Health.

The programme will enhance the skills of critical reflection and assessment of professional activities, enabling one to meet the changing health needs of the populace, families, and communities in various settings, and the changing demands of health care in modern societies; using a range of detailed measures to impart and enhance knowledge in Public health generally and social aspects of health, illness and disease.

Duration: 3 years (FULL TIME).

Entry Requirement

- A. Pass in Year 13 with 2 Science Subjects and 50% in English.
- B. Mature Entry – at least 1 year working in any field of medicine or health, premature exit from MBBS or other Sciences from universities or Allied Health equivalent from listing at end of document and in any Health Sciences.
- C. Foundation course; GPA of 2.5 and above with at least 2 science subjects and no repeats.
- D. Graduate entry: science or medical related degree with aggregate GPA of 2.5 and above.

Programme Structure

Year 1

Semester 1

LLC 101	English for Academic Purposes
ITC 100	Information Technology
UUU 100	Social Research – research methods.
HIC 111	Spoken Hindi for Beginners

Semester 2

BPHC 100	Public Health principles and concepts
BPHC 101	Teaching and Learning Health Promotion
BPHC 102	Introduction to Community Mental Health
BPHC 103	Epidemiology & Biostatistics in practice.

Year 2

Semester 1

BPHC 201	Public Health Law & Health Regulations
BPHC 202	Health Information Systems
BPHC 203	Indigenous Health perspectives & practices
BPHC 204	Pacific, Global Health & NCDs.

SEMESTER 2

BPHC 205	Disease Surveillance and Outbreak Investigations, Emerging and re-emerging Diseases and Neglected Tropical Diseases
BPHC 206	Disaster Management and Public Health Emergency Preparedness.
BPHC 207	Behavioral Health, Social and Health Literacy
BPHC 208	Practical Health Services Management

Year 3

Semester 1

BPHC 301	Health Systems Policy & Planning
BPHC 302	Public Health Informatics, Health Planning, Monitoring and Evaluation.
BPHC 303	Participatory Project Management.
BPHC 304	Health Economics & Health Financing in practice.

Semester 2

BPHC 305	Occupational Health & Safety and Environment/Health Impact Assessment.
BPHC 306	Community – Based Participatory Research and Family Diagnosis.
BPHC 307	Maternal Child Health and Strengthening Indicators of National Health.
BPHC 308	Climate Change Impacts, Food Security, Nutrition Health and Disease Control.